



Bhimthadi Education Society's
Late K.G.KATARIA COLLEGE, DAUND (PUNE)
(Id No.PU/PN/SC/140/1999)
(Science & Arts College)



STUDENT SATISFACTION SURVEY REPORT 2018-19

Student Satisfaction Survey (SSS) is one of the mandatory criteria set by National Assessment and Accreditation Council (NAAC). It is also a pre qualifier for Assessment and Accreditation of the institution.


Utility of the Survey

The Student Satisfaction Survey by NAAC primarily focuses on Teaching Learning Evaluation. It collects in-depth data of a student's satisfaction with the teaching learning environment of the college. The students responses are collected and analyzed based on 15 questions designed by NAAC. After going through the question set one understands that the feedback collected from students is definitely useful for the streamlining the services offered to students. It seems that the survey was created by experts and leaders in the education to assist the educational institutions to define the success of the most important aspect of education- teaching and learning. The results of the survey summarize the expectations of the students and experts educationalists and the extent to which the College was able to meet these expectations.

Research Methodology: The Student Satisfaction Survey was conducted by a team of teachers and a volunteer students in the month of March, 2019. The specific month was chosen so that teaching learning process in the second semester is at its fag end and it is possible for students to retrospect and provide correct responses. Each question in the NAAC SSS format is aimed at collecting factual opinion of students on curriculum, completion of syllabus, preparedness of the teachers, reaction of the students regarding pedagogy, attitude of teachers, transparency and fairness in internal evaluations, placement possibilities, curricular and extra-curricular activities, overall impression and suggestions about the college. Each question in the survey one or the other educational goal. This simple but important exercise definitely helps to improve the relevance of teaching and learning. This survey corresponds to an institute level feedback on infrastructure and learning experience. The student responses were collected on telephone to simulate the exercise at the time of accreditation by a team of volunteer students. Before proceeding for the survey, the Age, College Name, Gender, academic programmer being pursued by the student etc. were confirmed. After making the students aware about the instructions, motive and her/his willingness to answer the complete set of questions, the responses were recorded on SSS form by student volunteers. This team of volunteer tile-callers was trained and supported by teachers. The respondents were assured that their identity would not by disclosed.

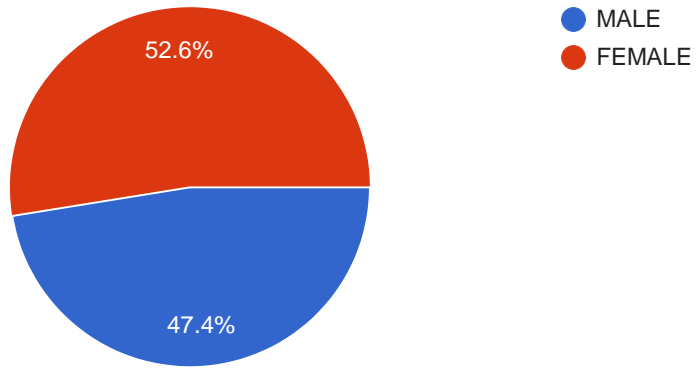
Analysis and the findings:

The responses collected from students responses were fed to an excel sheet designed for the analysis by the team. The responses were analyzed by a team of teachers. The question-wise outcome of the results is presented below:



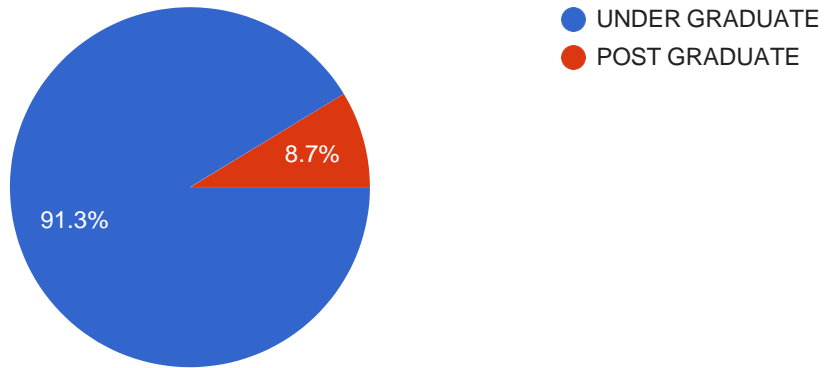
GENDER

196 responses



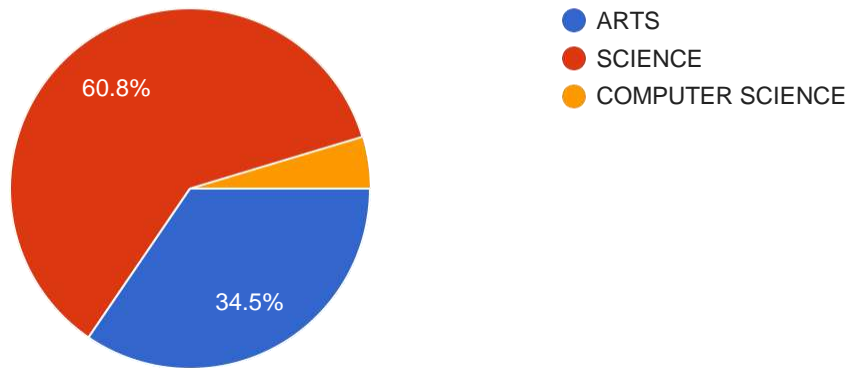
UNDER GRADUATE or POST GRADUATE

196 responses



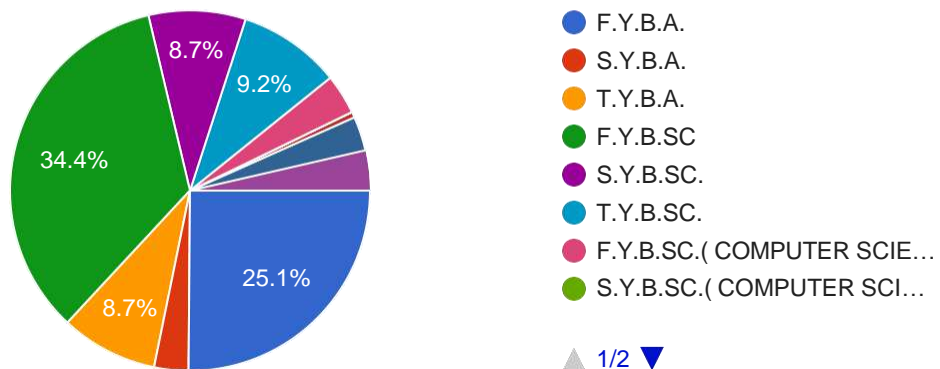
Faculty

194 responses



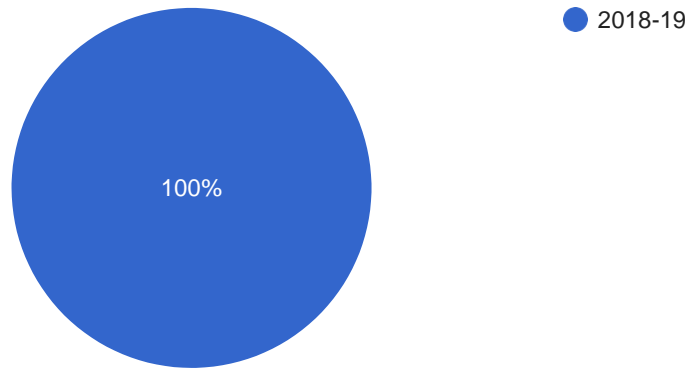
CLASS

195 responses



Academic Year

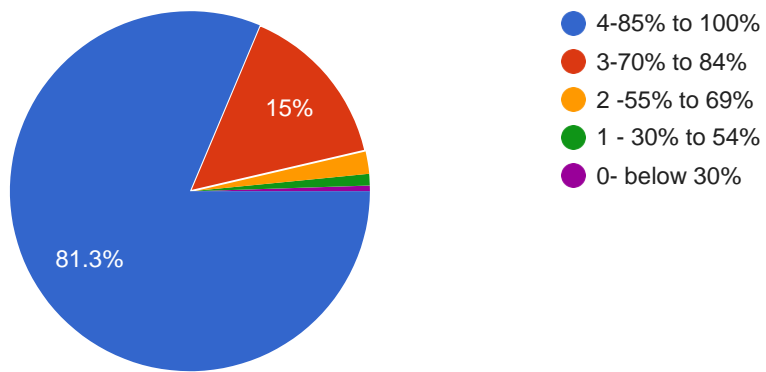
189 responses



Student Satisfaction Survey on Teaching Learning and Evaluation Process - 2018-19

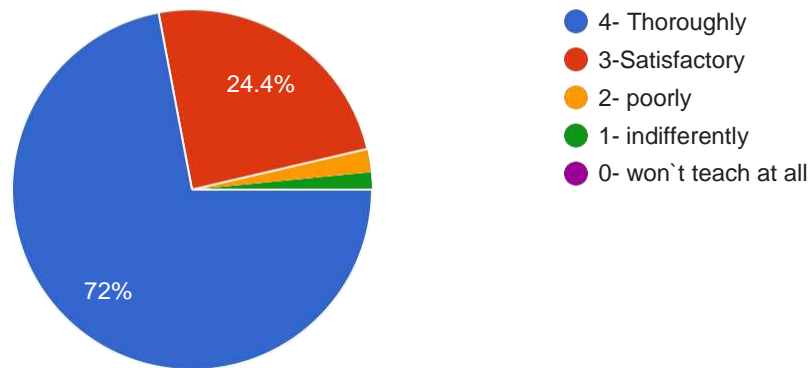
1) How much of the syllabus was covered in the class

193 responses



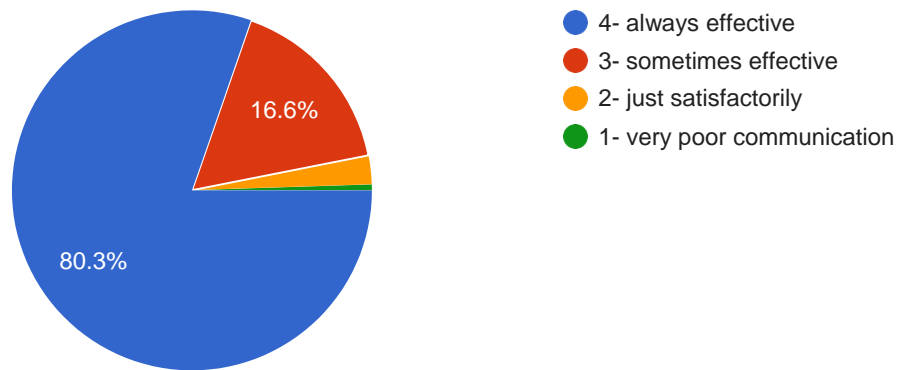
2) How well did the subject teacher prepare for the class

193 responses



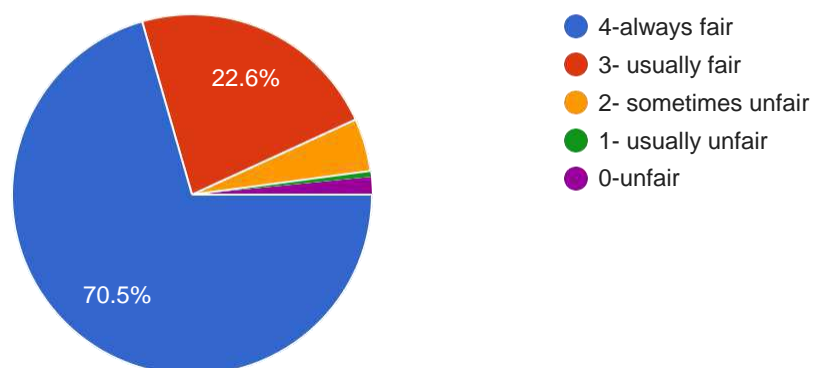
3) How well were the teacher able to communicate

193 responses



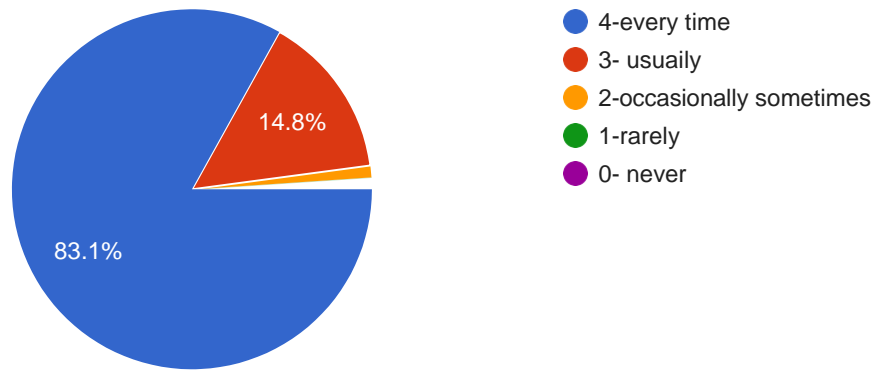
4) Fairness of the internal evaluation process by the teachers

190 responses



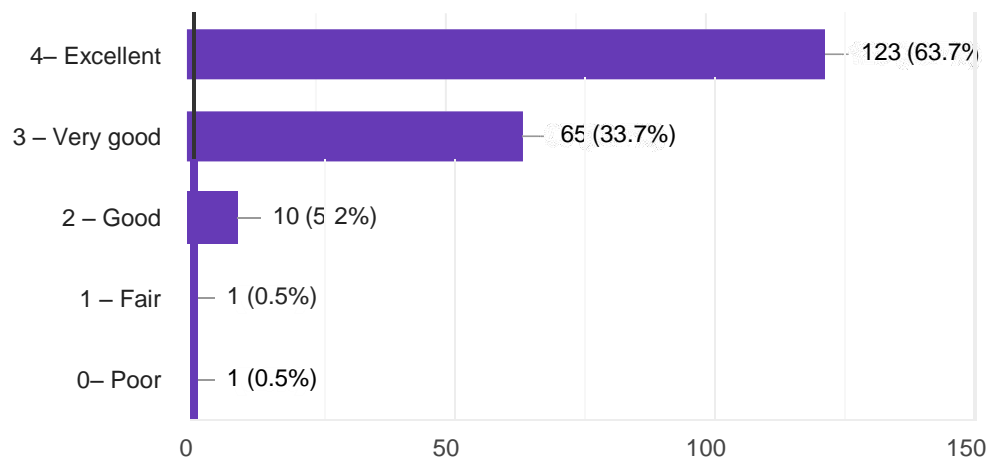
5) The teacher illustrate the concepts through examples and applicatins

189 responses



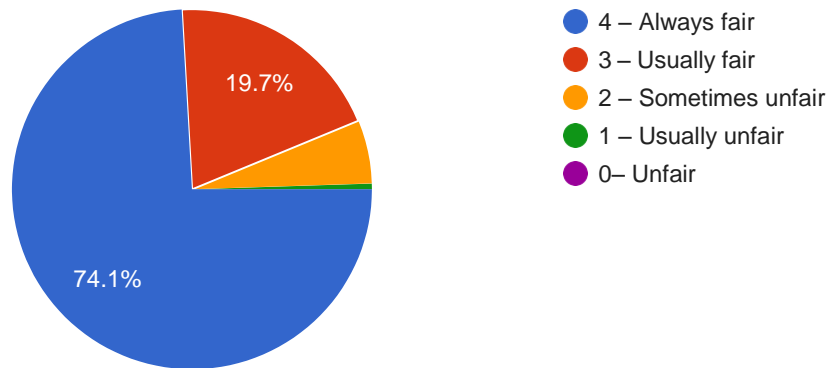
6) The teacher's approach to teaching can best be described as

193 responses



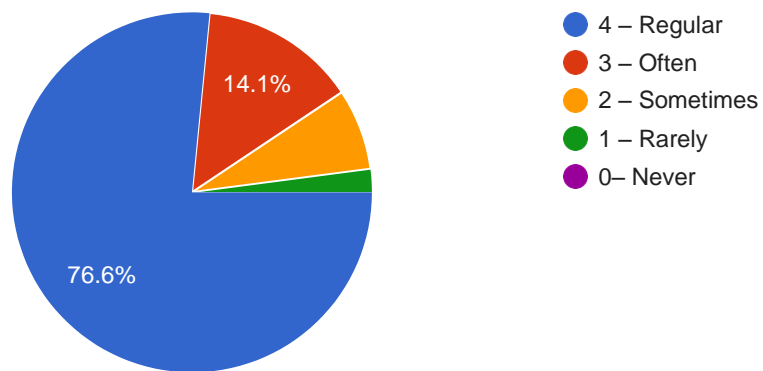
7) Fairness of the internal evaluation process by the teachers.

193 responses



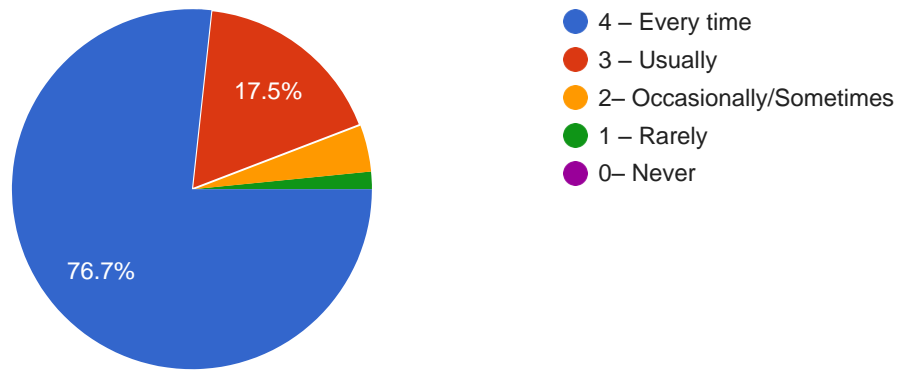
8) The institute takes active interest in promoting internship, student exchange, field visit opportunities for students.

192 responses



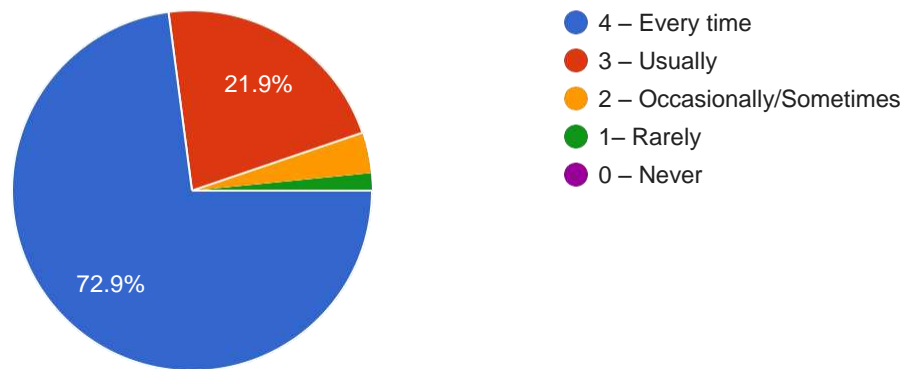
9) Teachers inform you about your expected competencies, course outcomes and programme outcomes.

189 responses



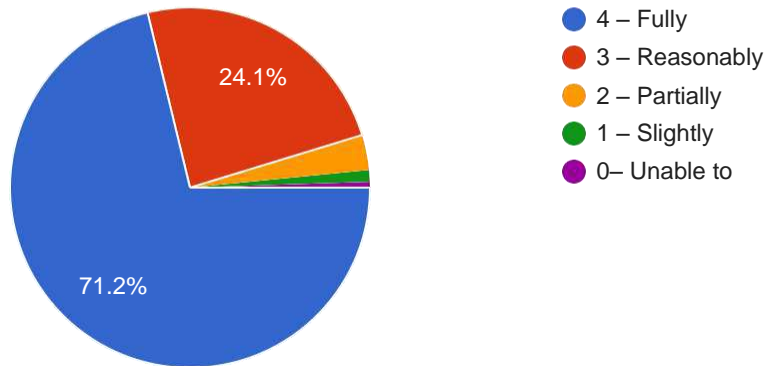
10) The teachers illustrate the concepts through examples and applications.

192 responses



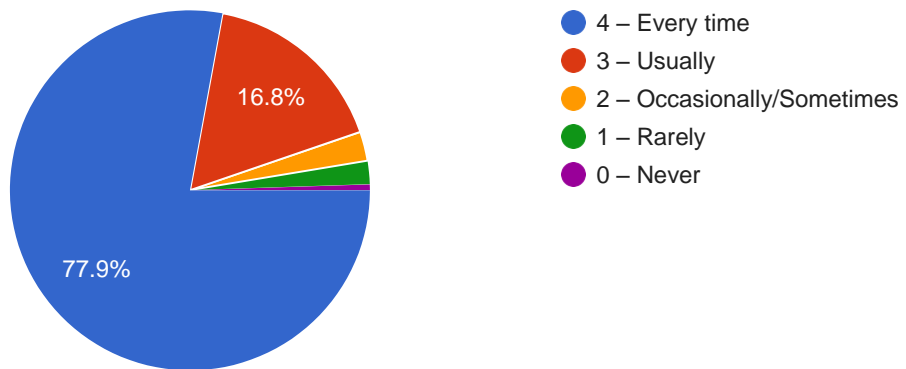
11) The teachers identify your strengths and encourage you with providing right level of challenges.

191 responses



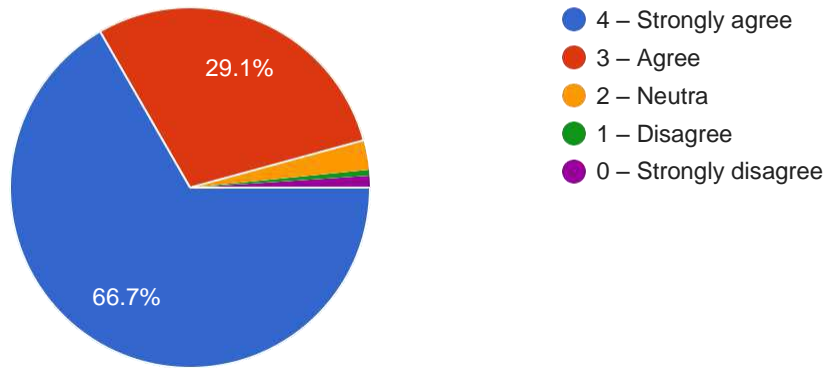
12) Teachers are able to identify your weaknesses and help you to overcome them.

190 responses



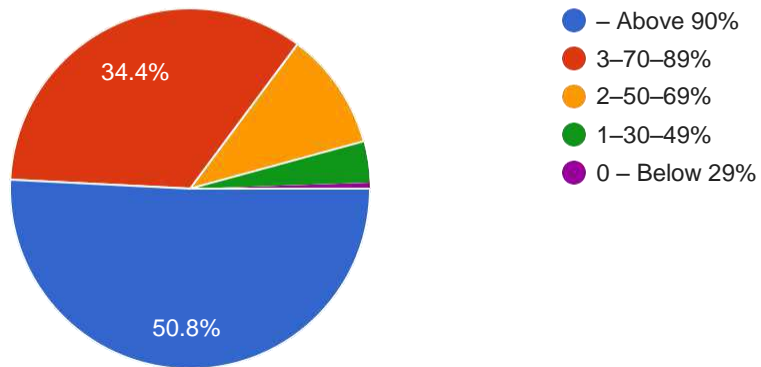
13) Teachers encourage you to participate in extracurricular activities.

189 responses



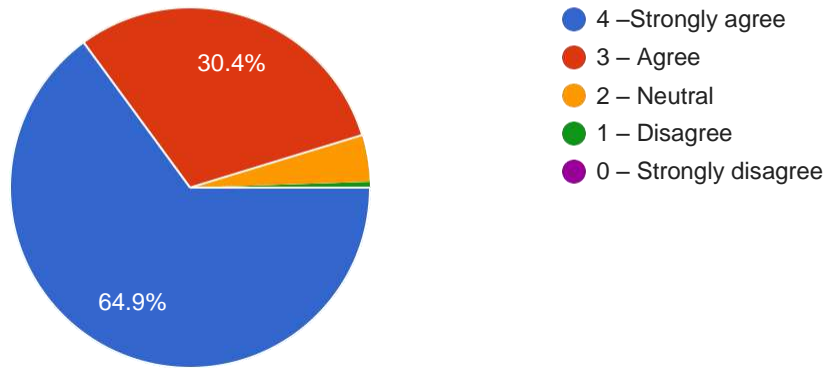
14) What percentage of teachers use ICT tools such as LCD projector, Multimedia, etc. While teaching.

189 responses



15) The overall quality of teaching-learning process in your institute is very good.

191 responses



This content is neither created nor endorsed by Google. [Report Abuse](#) - [Terms of Service](#) - [Privacy Policy](#)

Google Forms

